

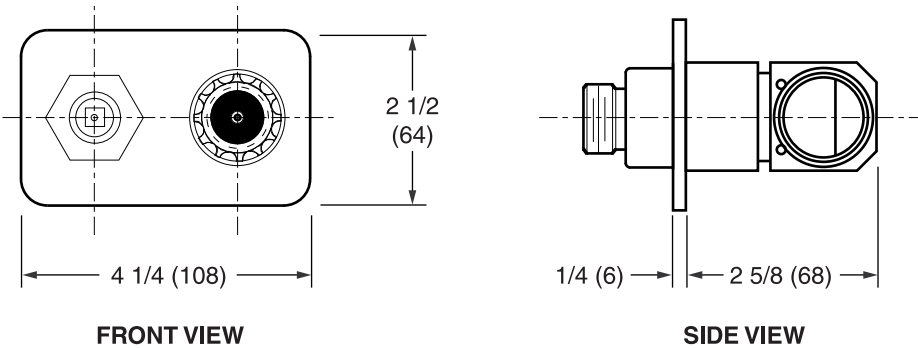


HYDRANTS

NARROW WALL WARM CLIMATE HYDRANT

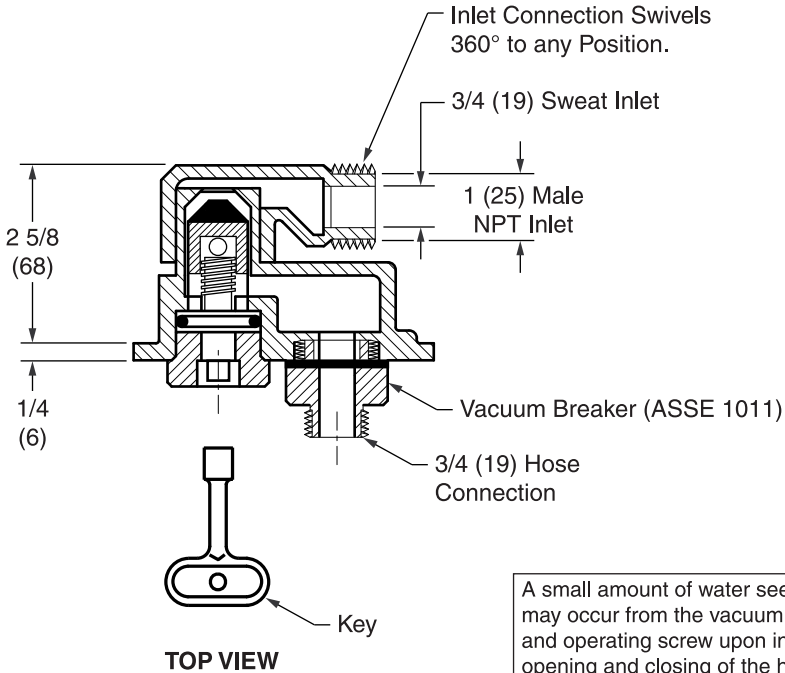
EXPOSED HOSE CONNECTION WITH INTEGRAL VACUUM BREAKER

FUNCTION: For installation in interior or exterior walls of building where an exposed hose connection is acceptable and there is no danger of freezing. Hydrant features an integral type vacuum breaker. Removable key prevents unauthorized use.



- NOTES:**
1. Recommended wall opening:
2 (51) x 3 3/4 (95).
 2. All hydrants are manufactured with "NO LEAD" brazing rings and USDA approved lubricants.
 3. The AB1953, California Lead Law, and NSF/ANSI Standard 61-2008 - Drinking Water System Components are not applicable to hydrants as they do not convey/dispense water for human consumption through drinking or cooking.
 4. Dimensions shown in parentheses are in millimeters.
 5. FOR IRRIGATION PURPOSES ONLY.

REGULARLY FURNISHED:
All Bronze Warm Climate Hydrant with Chrome Plated Face, Hose Connection and Integral ASSE 1011 Vacuum Breaker, 360° Swivel Inlet Connection and "T" Handle Key.



A small amount of water seepage may occur from the vacuum breaker and operating screw upon initial opening and closing of the hydrant. This is normal operation.

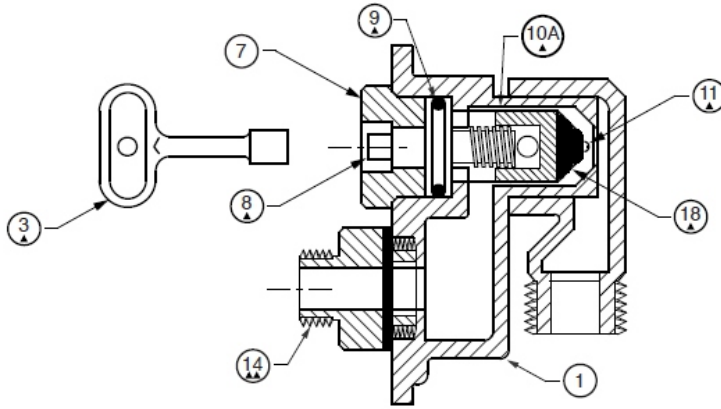
FIG. M-3618

WARNING: Cancer and Reproductive Harm - www.P65Warnings.ca.gov

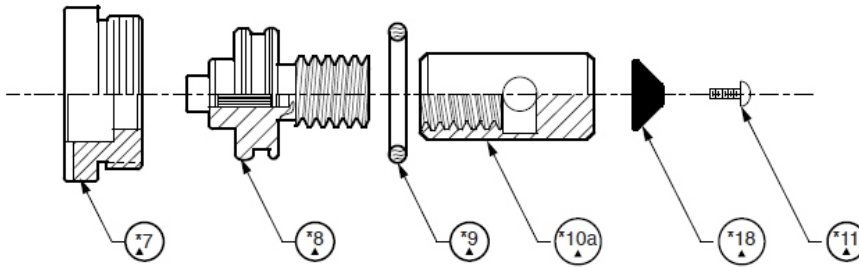


HYDRANTS

Hydrant Part List EXPOSED HOSE CONNECTION WITH INTEGRAL VACUUM BREAKER



▲▲ THESE REPLACEMENT PARTS AVAILABLE IN HPRK-18VB



▲ THESE REPLACEMENT PARTS AVAILABLE IN HPRK-18

MAINTENANCE INSTRUCTIONS:

1. Shut off water supply.
2. Remove face nut.
3. Pull stem out for complete access to all working parts.
4. Check all working parts for replacement.
5. Replace complete stem assembly and face nut.

| HYDRANT PARTS LIST | | | |
|--------------------|--------------------------|-----|----------------|
| No. | Description | No. | Description |
| 1 | Head/Casing Assembly | 10a | Coupling |
| 3 | Key | 11 | Washer Screw |
| 7 | Face Nut | 14 | Vacuum Breaker |
| 8 | Operating Screw | 18 | Plunger Washer |
| 9 | Operating Screw "O" Ring | | |

* These Parts are accessible from face of hydrant by removing face nut.

Murdock Mfg.™ warrants that its products are free from defects in material or workmanship under normal use and service for a period of one year from date of shipment. Murdock's liability under this warranty shall be discharged solely by replacement or repair of defective material, provided Murdock™ is notified in writing within one year from date of shipment, F.O.B. Industry, California.

| | | | |
|---|--|----------------|---|
| SELECTION SUMMARY & APPROVAL FOR MANUFACTURING | Model Number & Options _____ | Quantity _____ | <p>All dimensions are subject to manufactures tolerance of plus or minus 1/2" nominal and subject to change without notice. Murdock assumes no responsibility for use of void or superseded data. Dimensions may change with the addition of optional accessories. Murdock Mfg.™, Member of Morris Group International™. Please visit www.murdockmfg.com for most current specifications.</p> |
| | Company _____ | | |
| | Contact _____ | Title _____ | |
| | Signature (Approval for Manufacturing) _____ | Date _____ | |