

Wash-N-Go!™

MODEL GWC74 SERIES

BARRIER FREE, WALL MOUNTED
HAND WASHING STATION

STANDARD FEATURES

- Both Child or Adult ADA Compliant (when properly installed)
- Resistant to sunlight, heat, moisture and wear
- 16 gage, 304 stainless steel bowl
- 12 gage, heavy duty stainless steel arm, corrosion and scratch resistant finish
- Hands Free Sensor Faucet (Battery or Plug-In)
- 100 mesh inlet strainer
- Vandal resistant bottom stainless steel plate and screws
- Mounting plate

SUGGESTED SPECIFICATIONS

Model GWC74 series wall mounted, vandal resistant round Hand Washing Station made from 16 gage type 304 stainless steel bowl mounted into a 12 gage, heavy duty stainless steel support arm with powder coated or stainless steel finish. Hands Free Sensor Operated Faucet shall be activated by (9 Volt DC Battery Pack) or (120VAC/(9VDC Plug-In Transformer) and includes 0.5 GPM Laminar flow outlet to minimize splash. Hand Wash complies with ANSI A117.1, Public Law 111-380 (NO-LEAD), CHSC 116875. Fixture meets ADA Standing Person, and ADA Child requirements when mounted appropriately.

INSTALLATION NOTES: Refer to installation detail to ensure fixture Mounting Channel is compatible with wall construction type.



Model GWC75-SO Shown

MODEL:

(Must Specify)

- ☐ GWC74 Satin stainless finish
- ☐ GWC75 Green powder-coated (Shown)
- ☐ GWC76 Red powder-coated
- ☐ GWC77 Blue powder-coated

Custom color finishes available upon request

OPERATION:

(Must Specify)

- ☐ -SO-BAT Sensor Operation, Battery Powered Faucet
- ☐ -SO Sensor Operation Faucet, Plug-In Transformer

OPTIONS AND ACCESSORIES:

(Additional Costs May be Incurred)

- ☐ GW000-PS Pump Soap Dispenser ¹

Contact factory for information on freeze resistant models.

Option Details

¹ Side Mounted "Urn Style" with Mounting Bracket and Hardware
Non-ADA Compliant

Complies
with the
following
standards:



Federal
Public Law
111-380
(No Lead)



Recyclable
Product



Water
Conserving
Product

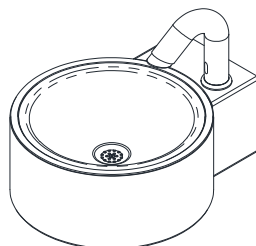
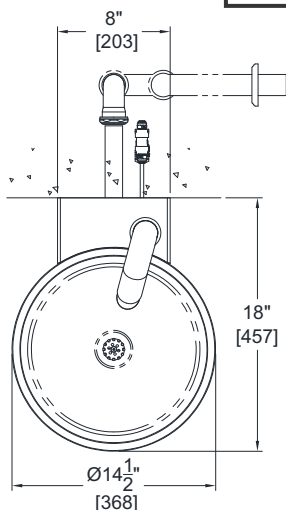
⚠ WARNING: Cancer and Reproductive Harm - www.P65Warnings.ca.gov

Wash-N-Go!™

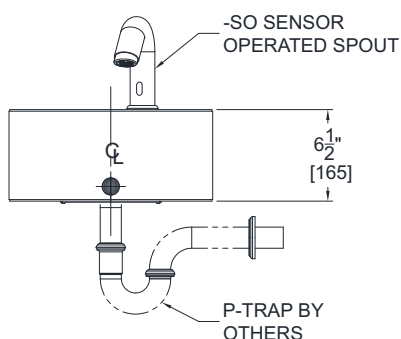
MODEL GWC74 SERIES

WALL MOUNTED HAND WASHING STATION

* Valve specifications:
Minimum/Maximum Pressure
30 to 100 psi.

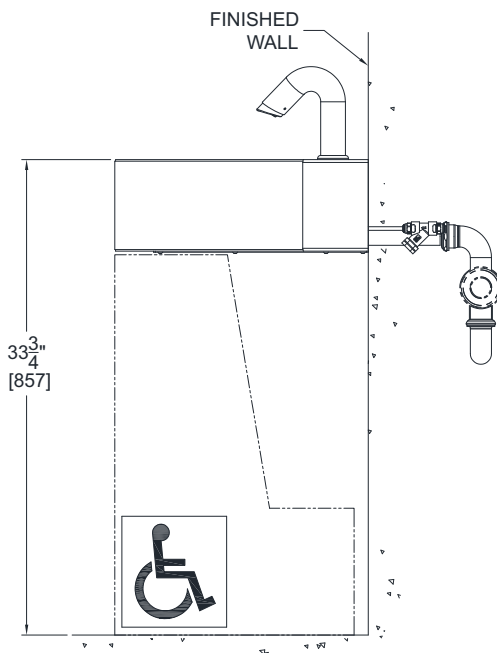


GWC74-SO



GENERAL NOTES:

1. ALL DIMENSIONS ARE IN INCHES [mm]
2. DIMENSIONS SHOWN ARE FOR RECOMMENDED ADULT HEIGHT. ADJUST VERTICAL DIMENSIONS AS NECESSARY TO COMPLY WITH FEDERAL, STATE & LOCAL CODES.
3. P-TRAP AND INLET STOP NOT PROVIDED.



**SELECTION SUMMARY
& APPROVAL FOR
MANUFACTURING**

Model Number & Options _____	Quantity _____
Company _____	
Contact _____	Title _____
Signature (Approval for Manufacturing) _____	Date _____

All dimensions are subject to manufactures tolerance of plus or minus 1/4" nominal and subject to change without notice. Murdock® assumes no responsibility for use of void or superseded data. Dimensions may change with the addition of optional accessories. Murdock® Mfg., Member of Morris Group International®, Please visit www.murdockmfg.com for most current specifications.