

## ECO-DF-BF Series

### ECONOMY MODEL

OUTDOOR PEDESTAL MOUNT DRINKING FOUNTAIN WITH BOTTLE FILLER

#### STANDARD FEATURES

- Hand Operation is Standard
- Optional Foot Button for Dual Hand/Foot Control
- All Stainless Steel Construction
- Bottle Filler Meets ADA Side Reach Requirements
- Stainless Steel Construction
- Laminar Flow Bottle Filler spout
- 100 Mesh Inlet Strainer

#### SUGGESTED SPECIFICATIONS

Model ECO-DF-BF Drinking Fountain and Bottle Filler shall be pushbutton operated requiring less than 5 pounds of force to activate an internally mounted self closing valve. (Foot Button for dual operation is optionally available.) Bottle Filler shall include Laminar Flow Spout with an Adjustable Stream Regulator to control the water flow. Drinking Fountain shall include Stainless Steel Drinking Bubbler and Drain Grate. Flow rate for Bottle Filler and Drinking Fountain shall be 0.5 GPM. Housing and Pedestal shall be 18 gauge type 304 stainless steel with all exposed surfaces polished to a #4 satin finish. Pedestal base shall include concealed bolt holes for securing unit to floor. Bottle Filler and Drinking Fountain shall include Drain Grate with 7/8" O.D. flexible waste hose for trench drain waste (below grade). Provide stainless steel Access Panels to service and install unit with vandal-resistant, stainless steel fasteners. Side Access Panel shall include a Cylinder Lock vandal resistance and ease of removal. Unit shall contain a 100 mesh inlet strainer. Unit shall be certified to meet NSF/ANSI 61, Section 9, Public Law 111-380 (No-Lead) and CHSC 116875. Standard Pushbutton operated Bottle Filler shall meet ADA side reach requirements when located appropriately.

Complies with the following:



NSF/ANSI/CAN 61



Model ECO-DF-BF

Model ECO-DF-BF-F

#### MODEL:

(Must Specify)

- |                                           |                                                                                                             |
|-------------------------------------------|-------------------------------------------------------------------------------------------------------------|
| <input type="checkbox"/> ECO-DF-BF        | Pushbutton Operated Drinking Fountain and Bottle Filler (Standard)                                          |
| <input type="checkbox"/> ECO-DF-BF-F      | Foot Button Operated Drinking Fountain and Bottle Filler (In addition to Pushbutton Operation)              |
| <input type="checkbox"/> ECO-DF-BF-CH33   | Child Height Pushbutton Operated Drinking Fountain and Bottle Filler                                        |
| <input type="checkbox"/> ECO-DF-BF-CH33-F | Child Height Foot Button Operated Drinking Fountain and Bottle Filler (In addition to Pushbutton Operation) |

#### OPTIONAL ACCESSORIES

(additional costs may be incurred)

- |                               |                                                                                                                                                                                  |
|-------------------------------|----------------------------------------------------------------------------------------------------------------------------------------------------------------------------------|
| <input type="checkbox"/> -EG  | Enviro-Glaze <sup>®</sup><br>Color: _____<br>Refer to link for color selections<br><a href="https://www.murdockmfg.com/enviro-glaze">https://www.murdockmfg.com/enviro-glaze</a> |
| <input type="checkbox"/> -WF1 | 1500-Gallon Capacity, NSF 42+53, 1-Micron Lead Reduction Filter                                                                                                                  |
| <input type="checkbox"/> -WF3 | 3000-Gallon Capacity, NSF 42+53, 1-Micron Lead Reduction Filter                                                                                                                  |

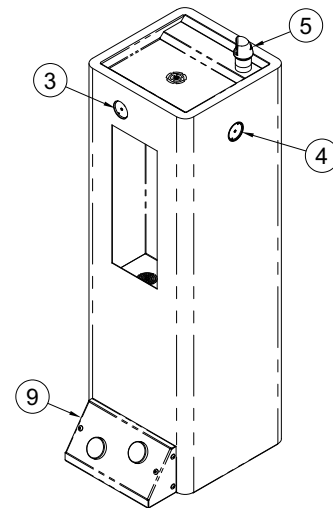
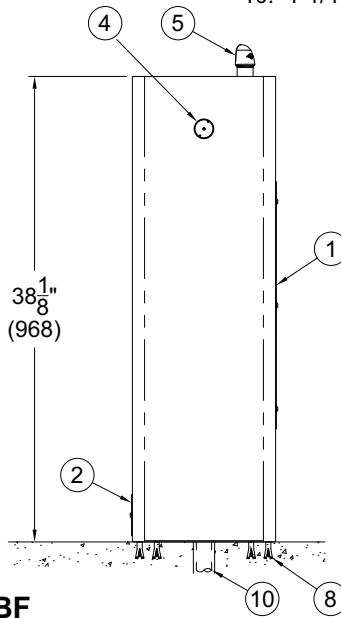
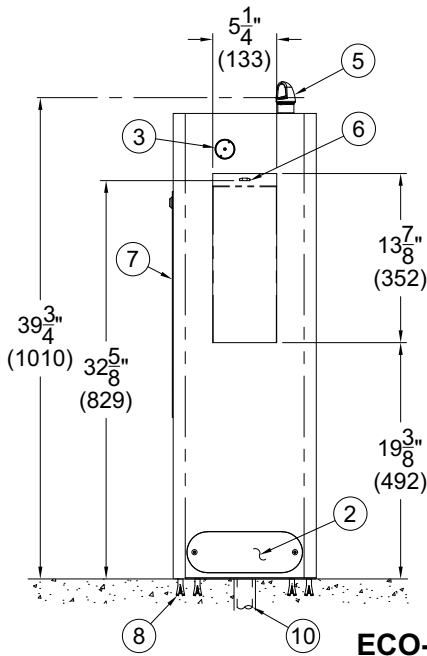
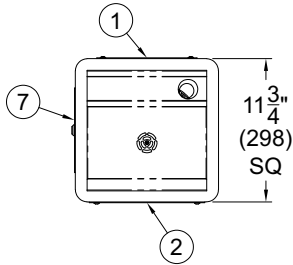
**WARNING:** Cancer and Reproductive Harm - [www.P65Warnings.ca.gov](http://www.P65Warnings.ca.gov)

**ECO-DF-BF Series**

**ECONOMY MODEL  
OUTDOOR PEDESTAL DRINKING  
FOUNTAIN WITH BOTTLE FILLER**

**NOTES:**

1. REAR ACCESS PANEL
2. BOTTOM ACCESS PANEL
3. BOTTLE FILLER PUSHBUTTON
4. DRINKING FOUNTAIN PUSHBUTTON
5. DRINKING BUBBLER
6. BOTTLE FILLER NOZZLE
7. SIDE ACCESS PANEL WITH CYLINDER LOCK
8. INSTALLER PROVIDED FLOOR ANCHORS AND ANCHORING HARDWARE
9. OPTIONAL -F FOOT OPERATED BUTTON ASSEMBLY
10. 1-1/4" O.D. WASTE TUBE, BY OTHERS



**ECO-DF-BF**

**ECO-DF-BF-F**

**GENERAL NOTES:**

1. ALL DIMENSIONS ARE IN INCHES (MM)
2. SUPPLY STOP VALVE NOT PROVIDED

\* Valve specifications:  
Minimum/Maximum Pressure  
30 to 100 psi.

**SELECTION SUMMARY  
& APPROVAL FOR  
MANUFACTURING**

Model Number & Options \_\_\_\_\_ Quantity \_\_\_\_\_

Company \_\_\_\_\_

Contact \_\_\_\_\_ Title \_\_\_\_\_

Signature \_\_\_\_\_ Date \_\_\_\_\_  
(Approval for Manufacturing)

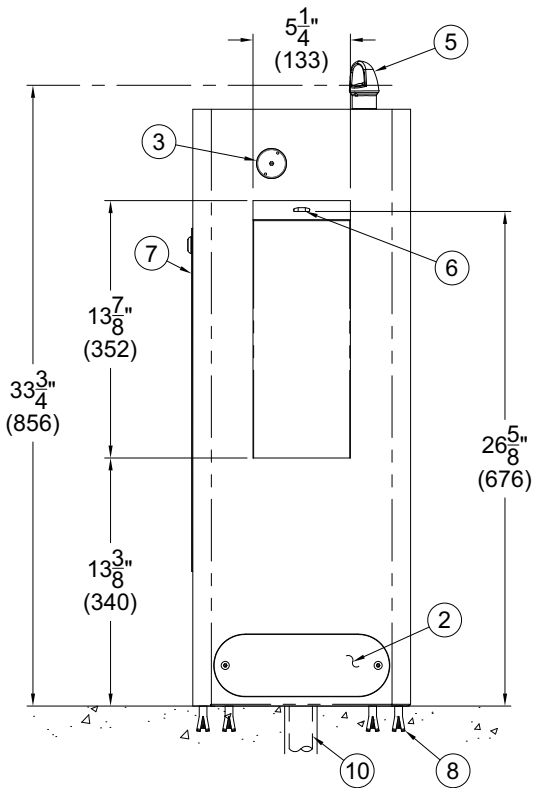
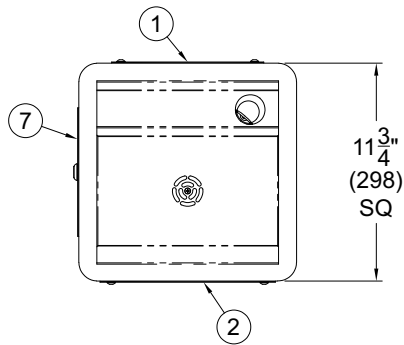
All dimensions are subject to manufactures tolerance of plus or minus 1/2" nominal and subject to change without notice. Murdock<sup>®</sup> assumes no responsibility for use of void or superseded data. Dimensions may change with the addition of optional accessories. Murdock<sup>®</sup> Mfg., Member of Morris Group International<sup>®</sup>. Please visit [www.murdockmfg.com](http://www.murdockmfg.com) for most current specifications.

**ECO-DF-BF-CH33 Series**

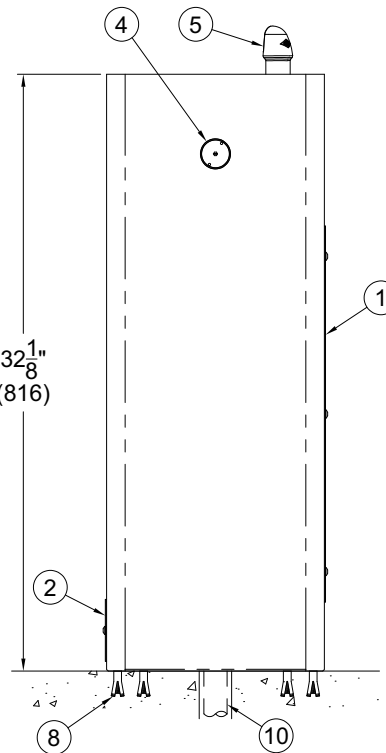
**ECONOMY MODEL**  
OUTDOOR PEDESTAL DRINKING  
FOUNTAIN WITH BOTTLE FILLER

**NOTES:**

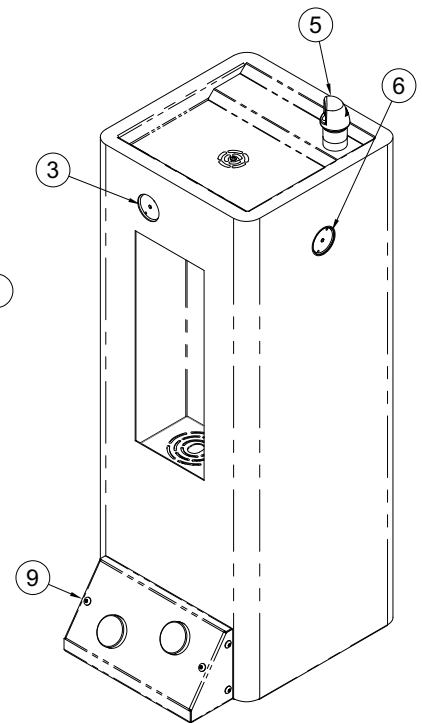
1. REAR ACCESS PANEL
2. BOTTOM ACCESS PANEL
3. BOTTLE FILLER PUSHBUTTON
4. DRINKING FOUNTAIN PUSHBUTTON
5. DRINKING BUBBLER
6. BOTTLE FILLER NOZZLE
7. SIDE ACCESS PANEL WITH CYLINDER LOCK
8. INSTALLER PROVIDED FLOOR ANCHORS AND ANCHORING HARDWARE
9. OPTIONAL -F FOOT OPERATED BUTTON ASSEMBLY
10. 1-1/4" O.D. WASTE TUBE, BY OTHERS



**ECO-DF-BF-CH33**



**ECO-DF-BF-CH33-F**



**GENERAL NOTES:**

1. ALL DIMENSIONS ARE IN INCHES (MM)
2. SUPPLY STOP VALVE NOT PROVIDED

\* Valve specifications:  
Minimum/Maximum Pressure  
30 to 100 psi.