



### Warning

To reduce the risk associated with ingestion of contaminants:

- **Do not use with water that is microbiologically unsafe or of unknown quality without adequate disinfection before or after the system.**
- **Systems certified for cyst reduction may be used on disinfected waters that may contain filterable cysts.**

### Caution

- **Read and follow User Instructions** before installation and use of this system.
- **Use with Cold Water Only.** Do not install on hot water supply lines. The maximum operating water temperature of this filter system is 100°F (38°C).
- **Protect filter from freezing.** Drain or remove Filter when temperature drops below 32°F (2°C).
- **The disposable Filter Cartridge must be replaced every 12 months**, at the rated capacity, or sooner if a noticeable reduction in flow rate occurs.

## WF3000 WATER FILTER CARTRIDGE USER INSTRUCTIONS:

### 1. Filter Cartridge Installation Instructions

Step 1: Unpack the Filter and Adapter Head:

- a. Remove the Cartridge from Box and remove the Hygienic Cap.

Step 2: Assembling The Filter Head:

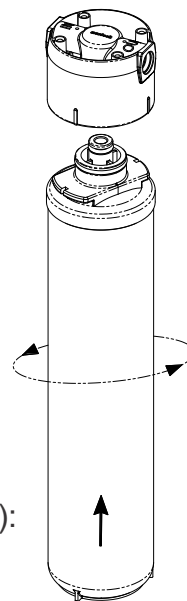
- a. Observe the direction of flow.
- b. Make up connections for the inlet and outlet.

Step 3: Inserting The Cartridge:

- a. Insert Filter into Adapter Head and turn clock-wise until locks into Adapter Head See Detail "A".

Step 4: Inspection:

- a. Inspect for leaks, correct if needed.
- b. **Flush Filter** - Activate fixture, flush TOTAL of approx 6 Gallons (23 Liters):
  1. If using Drinking Fountain Bubbler, flush for 12 Minutes
  2. If using Bottle Filler, flush for 6 Minutes



*Detail "A"*

**Note:** Replacement Cartridge Model RWF3000 Instructions are shown on following page.

Murdock<sup>®</sup> assumes no responsibility for use of void or suspended data. © Copyright Murdock<sup>®</sup>, City of Industry, CA Member of Morris Group International. Please visit [www.murdockmfg.com](http://www.murdockmfg.com) for most current specifications.

7020-019-001 REV: 05/30/2025 D

COMPLIES WITH  
**STANDARDS**

- NSF/ANSI 42
  - NSF/ANSI 53
  - NSF/ANSI 401
  - NSF/ANSI 372
  - ASTM F838-20\*
- (\*SGS Certified to comply with ASTM F838-20)

**murdock**<sup>®</sup>  
SINCE 1853

Member of  
  
MORRIS GROUP  
INTERNATIONAL

15125 Proctor Ave, City of Industry,  
CA, 91746 U.S.A.  
Phone 800-591-9360  
626-336-4561  
Fax 626-855-4894  
[www.murdockmfg.com](http://www.murdockmfg.com)

**RWF3000 REPLACEMENT WATER FILTER CARTRIDGE USER INSTRUCTIONS:**

**2. Filter Cartridge Replacement Instructions**

Step 1: Close the water supply and activate the fixture to bleed line.

Step 2: Remove the exhausted Filter Cartridge from the adapter head:

- a. Firmly hold the Adapter Head and turn the Filter counter-clockwise and pull downward, see detail "B" below.

**\*Be mindful of the potential weight of a used cartridge.**

Step 3: Unpacking the Filter:

- a. Remove Filter from packing and remove and discard the Hygienic Cap.

Step 4: Inserting The Cartridge:

- a. Insert filter into Adapter Head and turn clock-wise until locks into Adapter Head  
See Detail "C" Below.

Step 5: Inspection:

- a. Open water supply with fixture activated and inspect for leaks, correct if needed.
- b. **Flush Filter** - Activate fixture, flush TOTAL of approximately 6 Gallons (23 Liters):
  1. If using Drinking Fountain Bubbler, flush for 12 Minutes.
  2. If using Bottle Filler, flush for 6 Minutes.

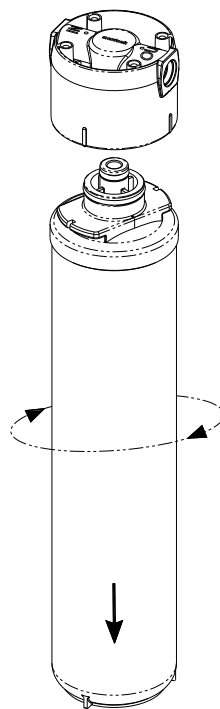
**Note:** Model RWF3000 Replacement Cartridge is P.N.7012-347-000.

**WARNING:**

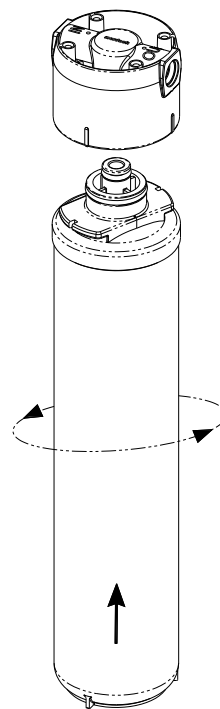
To reduce the risk associated with ingestion of contaminants:

- **Do not use with water that is microbiologically unsafe or of unknown quality without adequate disinfection before or after the system.**
- **Systems certified for cyst reduction may be used on disinfected waters that may contain filterable cysts.**

RWF3000 Certified by IAPMO R&T when used in WF3000 to NSF/ANSI 42 for particulate Class I and to NSF/ANSI 53 for lead, total PFAS and cyst and NSF/ANSI 401 for microplastic and to NSF/ANSI 372 for low lead.



Detail "B"



Detail "C"

### 3. WATER FILTER OPERATION INSTRUCTIONS:

#### 3-1. Operation Conditions

Operating Pressure	10-120 PSI (0.7-8.2 BAR)
Operating Temperature	35° F~100° F (2° C ~ 38° C)
Maximum Flow Rate	1.5 GPM (5.7 LPM)
Capacity	3,000 gallons(11,355 Liters)

Note: Certification valid only when the flow through the system does not exceed 1.5gpm

Substance	Influence Challenge Concentration	Max. Permissible Product Water Concentration	Ave. Reduction Percentage
Particulate Class I	at least 10,000 particles/mL	N/A	>85%
Cyst <sup>1</sup>	Minimum 50,000/L	N/A	99.95%
Lead	0.15±10% mg/L	0.01 mg/L	<0.01 mg/L
Total PFAS <sup>2</sup>	0.00216±20% mg/L	0.00002 mg/L	<0.00002 mg/L
Microplastic	at least 10,000 particles/mL	N/A	>85%

<sup>1</sup>Based on the use of polystyrene microspheres

<sup>2</sup>Total PFAS is made up of PFOA, PFOS, PFHxS, PFNA, PFHpA

System has been tested according to NSF/ANSI 42, NSF/ANSI 53, NSF/ANSI 401, and NSF/ANSI 372 for reduction of the substances listed above. The concentration of the indicated substances in water entering the system was reduced to a concentration less than or equal to the permissible limit for water leaving the system, as specified in NSF/ANSI 42, NSF/ANSI 53, NSF/ANSI 401, and NSF/ANSI 372.

#### 3-2. Chlorine Taste and Odor Lifespan

RWF3000	Influent Challenge Concentration	Max. Permissible Product Water Concentration	Lifespan
Chlorine Taste and Odor <sup>3</sup>	2.0mg/L ± 10%	≥50%	3,000 Gallons. (11,355 Liters)

<sup>3</sup> Certified by IAPMO R&T to NSF/ANSI 42

#### 3-3. Bacteria Reduction

RWF3000	Total number of bacteria in the challenge suspension (CFU)	Number of organisms after the filter (CFU)	% Reduction
Bacteria Reduction <sup>4</sup>	1.6x10 <sup>11</sup>	<1	>99.99%

<sup>4</sup>SGS certified to comply with ASTM F838-20 for bacteria (*Brevundimonas diminuta*, BCRC14888) removal

**Note:** While testing was performed under standard laboratory conditions, actual performance may vary. System has been tested according to NSF/ANSI 42, NSF/ANSI 53, and NSF/ANSI 401 for reduction of substances listed above. The concentration of the indicated substances in the water entering the system was reduced to a concentration less than or equal to the permissible limit for water leaving the system, as specified in NSF/ANSI 42, NSF/ANSI 53, and NSF/ANSI 401.

**Note:** Declarations are based upon Third Party Certifications. Information is deemed reliable however, subject to change without notice.

#### Limited Filter Warranty

Murdock® Manufacturing warrants water filtration system to be free from defects in material and workmanship for 1 year from the date of purchase. The disposable filter cartridge is warranted from defects in material and workmanship for a period of 1 year from the date of purchase. This warranty does not cover failures resulting from abuse, misuse, alterations or damage not caused by Murdock® Manufacturing or failure to follow installation and use instructions. No warranty is given as to the service life of any filter cartridge or membrane as it will vary with local water conditions and water consumption.

Murdock® Manufacturing makes no other warranties or conditions, express or implied, including, but not limited to, any implied warranty or condition of merchantability or fitness for a particular purpose or any implied warranty or condition arising out of a course of dealing, customer or usage of trade. (For all other product Warranty, Refer to: [www.murdockmfg.com/terms-and-warranty](http://www.murdockmfg.com/terms-and-warranty))