

**murdock**<sup>™</sup>  
Since 1853



FAMILY OF COMPANIES



# HYDRANTS

WALL • GROUND • YARD • ROOF



# COMMERCIAL BOXED WALL HYDRANTS

## FEATURES AND BENEFITS

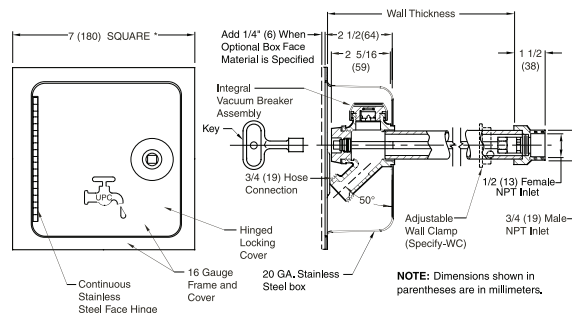


Murdock non-freeze and mild climate hydrants are perfect for year-round sources of water on commercial and light commercial buildings of all types.

The concealed wall hydrant boxes are made of bronze and 16 gauge; type 304 stainless steel. The boxes are designed to fit flush with the wall eliminating catch points and to grant an architectural appeal. The locking hinged cover on the box opens 180° to permit easy access by maintenance personnel without catching the door with the hose.

Fig. #3509QT

FEATURES	M-3509QT-R	M-3509QT	M-3518	M-3519	M-3560QT
Complies with ASME A12.21.3M	•	•		•	
Complies with ASSE 1019B, 1052 & 1053				•	
IAPMO Listed, File #2749				•	
Vacuum breaker complies with ASME 1011			•		
Quarter-turn full-flow feature	•	•		•	•
Removable "T" handle key	•	•	•	•	•
Ergonomically designed wheel handle				•	
Non-freeze with integral vacuum breaker	•	•		•	
Non-freeze, specify vacuum breaker					•
Fits 7" square, flush to the wall		•			
Fits one standard modular brick course			•	•	
Fits 6" diameter cored drilled hole, flush	•				
Locking cover to prevent unauthorized use	•	•	•	•	•
Specify wall thickness	•	•		•	•
Narrow wall application			•		
Hot and cold water					•




# COMMERCIAL BOXED WALL HYDRANTS

ROUND – SQUARE – RECTANGLE – AESTHETIC



Fig. #3509QT



**Fig. #M-3509QT-R**

Cored Hole Hydrant and Box

Hose Connection:  $\frac{3}{4}$ " or 1"

Inlet Connection:  $\frac{3}{4}$ " or 1" Male N.P.T.

This round box hydrant is designed to fit into a 6" hole drilled into a concrete wall with a 6" diameter core drill. The stainless steel recessed hydrant box conceals the nozzle and operating mechanism of the M-3609QT hydrant making for a clean and simple installation. The stainless steel box comes complete with a vertical hinge avoiding pinched fingers caused by standard horizontal latch type covers. The hinged locking cover opens 180° for clear hydrant access and prevents unauthorized use.



**Fig. # M-3509QT**

Quarter-Turn Wall Hydrant and Box

Hose Connection:  $\frac{3}{4}$ " or 1"

Inlet Connection:  $\frac{3}{4}$ " or 1" Male N.P.T.

This non-freeze hydrant has a quarter-turn feature that allows for a full flow of water and the integral vacuum breaker provides positive non-freeze protection when water is required at the outside of the building. The stainless steel recess box conceals the nozzle and operating mechanism. The locking cover prevents unauthorized use.



**Fig. # M-3518**

Narrow Wall Warm Climate Hydrant and Box with 360° Inlet Connection

Hose Connection:  $\frac{3}{4}$ "

Inlet Connection: 1" Male N.P.T.

For installation in interior or exterior wall of building where a concealed hose connection is desired and there is no danger of freezing. Hydrant features an integral type vacuum breaker. The stainless steel recessed box conceals the nozzle and operating mechanism. The locking cover prevents unauthorized use.





# COMMERCIAL BOXED WALL HYDRANTS

ROUND – SQUARE – RECTANGLE – AESTHETIC



Fig. #3560QT



**Fig. # M-3519**

Guardian Dual Check® Hydrant  
and Stainless Steel Box

Hose Connection:  $\frac{3}{4}$ " or 1"  
Inlet Connection:  $\frac{3}{4}$ " or 1" Male N.P.T.

The Guardian Dual Check Hydrant is ASSE 1052 approved. It has a quarter-turn feature that allows for a full flow of water with a quarter turn of the ergonomically designed wheel handle or "T" handle key. The hydrant features an integral vacuum breaker and dual check valve that provide positive non-freeze protection where water is required at the outside of the building. The stainless steel recessed box conceals the nozzle and operating mechanism. The locking cover prevents unauthorized use.



**Fig. # M-3560QT**

Twin-Temp Hydrant

Hose Connection:  $\frac{3}{4}$ " or 1"  
Inlet Connection:  $\frac{3}{4}$ " Male N.P.T.

Provides positive non-freeze protection where water is required at the outside of the building. Ideal for use in food handling areas, dairies and other places where both hot and cold water are desired. The recessed box conceals the hose connection and operating mechanisms. A  $\frac{1}{4}$  turn of the key allows full flow to be obtained. The locking cover prevents unauthorized use.



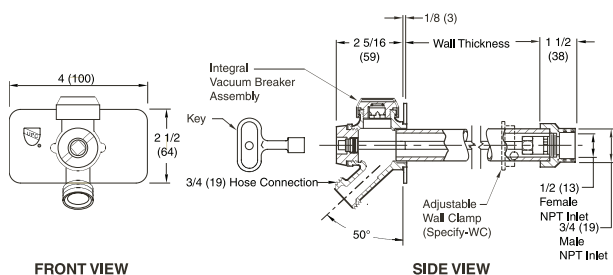
# COMMERCIAL EXPOSED WALL HYDRANTS

## FEATURES AND BENEFITS



Features	M-3609QT	M-3618	M-3619
Complies with ASME A112.21.3M	•		•
Complies with ASSE 1019B, 1052 & 1053			•
IAPMO Listed, File #2749			•
Quarter-turn full-flow feature	•		•
Removable "T" handle key	•	•	•
Ergonomically designed wheel handle			•
Non-freeze with integral vacuum breaker	•		•
Vacuum breaker complies with ASME 1011		•	
Specify wall thickness	•		•
Narrow wall application		•	

Murdock non-freeze and mild climate hydrants are perfect for year-round sources of water on commercial and light commercial buildings of all types. These exposed bronze hydrants have a stainless steel backer plate or chrome face for a flush installation to an interior or exterior wall. Our hydrants are designed, built and tested to meet the high demands of the building owner and the maintenance staff when a water source is required at the outside of the building or on an interior wall. These exposed wall hydrants are adaptable to all types of wall construction.



**FIG. 3609QT**  
NOTE: Dimensions shown in parentheses are in millimeters.



# COMMERCIAL EXPOSED WALL HYDRANTS

## QUARTER TURN – NARROW WALL – DUAL CHECK – RELIABLE



Fig. #3609QT



**Fig. # M-3609QT**

Quart-Turn Wall Hydrant

Hose Connection: 3/4" or 1"  
Inlet Connection: 3/4" or 1" Male N.P.T.

This non-freeze hydrant has a quarter-turn feature that allows for a full flow of water with a 1/4 turn of the key and the integral vacuum breaker provides positive non-freeze protection when water is required at the outside of the building. The hydrant can be installed in an interior and is adaptable to all types of wall locations.



**Fig. # M-3618**

Narrow Wall, Mild Climate Hydrant

Hose Connection: 3/4" or 1"  
Inlet Connection: 3/4" or 1" Male N.P.T.

For installation in interior or exterior walls of building where an exposed hose connection is acceptable and there is no danger of freezing. Hydrant features an integral type vacuum breaker. Removable key prevents unauthorized use.



**Fig. # M-3619**

Guardian Dual Check Hydrant

Hose Connection: 3/4"  
Inlet Connection: 1" Male N.P.T.

The Guardian Dual Check Hydrant is ASSE 1052 approved. It has a quarter-turn feature that allows for a full flow of water with a quarter-turn of the ergonomically designed wheel handle or "T" handle key. The hydrant features an integral vacuum breaker and dual check valve that provide positive non-freeze protection. It can be used anywhere an exposed connection is acceptable. The Guardian is adaptable to all types of wall construction.



# COMMERCIAL BOXED GROUND HYDRANTS

## FEATURES AND BENEFITS



Boxed Ground Hydrant

Murdock has the most complete selection of commercial boxed ground hydrants on the market today. These in-ground, outdoor hydrants can be used in parks, recreational areas, life-style centers, shopping malls, zoos, on walking trails, parking decks and streets, and with commercial and residential installations. Murdock flush type box hydrants are ideal for a year-round water source. They can be set in pavement, paver stones, sod or concrete. The top of the unit is installed flush with surrounding surface and all working parts are located below grade, perfectly concealed and out of the way until needed.

Our line of non-freeze boxed ground hydrants have hinged covers for positive protection against freezing and traffic. When the lid is lifted and the hose is connected, the water supply is turned on with a key. When the hydrant is shut-off, water is drained from the casing through a drainage hole in the valve housing. A locking cover is available on most models to prevent vandalism and unauthorized use.

The heavy duty cover and box are engineered for years of use and wear.

Features	M-3810, M-3811 M-3810F, M-3811F	M-3812, M-3813, M-3814	M-3950, M-3951	M-V475, M-V476, M-V477	M-575, M-6100	M-475, M-5100, M-E475, M-E575	M-5150, M-6150	M-577LL, M-477
Solid-brass casings conform to ASTM Standard B61 & B62				•	•	•	•	•
Removable key	•	•	•	•	•	•	•	•
Non-freeze, self-draining	•	•	•		•	•	•	•
Non-freeze with code approved vacuum breaker				•				
6-1/2" square bronze hydrant & box	•							
10-1/2" square bronze hydrant & CI box		•	•					
12" square, square bronze hydrant & CI box			•					
Bronze Hydrant, 5-3/4" x 6-1/2" CI box & lid				• (M-V477 bronze box and lid)				
Bronze Hydrant, 5-1/4" x 6- " CI box and lid for 3/4" Inlet					• (M-575)	• (M-475)		• (bronze box and lid)
Bronze Hydrant, 5" x 7" CI box & lid for 1" Inlet					• (M-6100)	• (M-5100)		
Bronze Hydrant, 6- " x 7- " CI box & lid for 1" Inlet							•	
Integral cast flashing flange	("F" series only)							
Locking cover	•	•	•		•	(M-E575)	(M-6150)	(M-577)
Specify depth of bury	•	•	•	•	•	•	•	•



# COMMERCIAL BOXED GROUND HYDRANTS

## FEATURED PRODUCT – FLUSH BOX HYDRANT



Fig. #M-575



### Fig. #M-575 (3/4"), M-6100 (1")

Flush Box Hydrant with Vacuum Breaker  
Locking Street Washer

Hose Connection: 3/4" or 1"

Inlet Connection: 3/4" or 1" Male N.P.T.

The Murdock Street Washers were introduced in 1869. These hydrants are an outstanding example of Murdock quality in a grade level, flush-fitting box hydrant. The flush box hydrant and many other in the Murdock family are ideal for a year-round source of water for commercial, industrial, recreational, and residential installations. These units feature the two-pipe design for long-term use and ease of maintenance. They feature flush-type, freeze resistant hose outlets designed to prevent vandalism and waste of water. The operating key works both the operation of the hydrant and the locking lid. The hydrant box and lid are heavy duty cast iron.

### Murdock Flush Box Ground Hydrants Highlights:

- Freeze resistant – yields year-round service
- Long life, time proven valve assembly
- Valve, stirrup and hose outlet are of solid brass castings
- Lead-free castings are used in all waterways
- Non-rotating valve
- Sturdy two-pipe construction
- Little or no maintenance required
- Removal of a single bolt permits complete disassembly of all working parts
- Made of high grade brass, gray iron castings, and steel pipe.

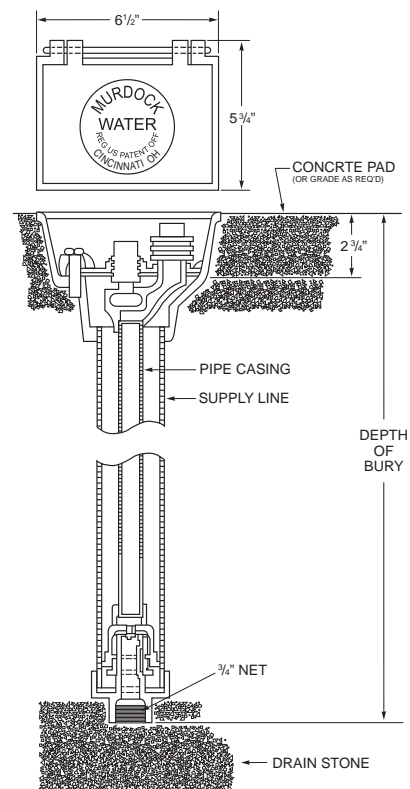
#### Is a concrete pad required?

Not necessarily. Flush Boxes can be installed in a pad, sod, or paver stones!

Always check local codes for specific installation requirements including proper depth-of-bury.

### Installing a Murdock Hydrant

(also referred to as a street washer or lawn box)



\* BE SURE TO CHECK SOIL TYPE TO DETERMINE PROPER DRAINAGE REQUIREMENTS.



# COMMERCIAL BOXED GROUND HYDRANTS

## NON-FREEZE – CAST IRON – BRONZE – FLUSH INSTALLATION



M-3810

### Fig. #M-3810, M-3811 M-3810F, M-3810F

Boxed Ground Hydrant

Hose Connection:  $\frac{3}{4}$ "  
Inlet Connection:  $\frac{3}{4}$ " or  
1" Male N.P.T.

This non-freeze hydrant has a hinged covered box for positive protection against freezing when buried, outside or in an unheated area, and the closing valve is located below the frost line. When hydrant is shut off, water is drained from the casing through the drain hole in the valve housing. The locking cover prevents unauthorized use.

Specify the 3810F or 3811F for the integral cast flashing flange to receive and secure the waterproofing membrane.



M-3810F



Fig. #M-3950



### Fig. # M-3812, M-3813, M-3814

Boxed Ground Hydrant

Hose Connection: 1- $\frac{1}{4}$ ", 1- $\frac{1}{2}$ " or 2"  
Inlet Connection: 1- $\frac{1}{4}$ ", 1- $\frac{1}{2}$ " or 2" Male  
N.P.T.

This non-freeze hydrant has a hinged covered box for positive protection against freezing when buried, outside or in an unheated area, and the closing valve is located below the frost line. When hydrant is shut off, water is drained from the casing through the drain hole in the valve housing. The locking cover prevents unauthorized use.



### Fig. # M-3950, 3951

Boxed Type Post Hydrant

Hose Connection:  $\frac{3}{4}$ " or 1"  
Inlet Connection:  $\frac{3}{4}$ " or 1" Male N.P.T.

This non-freeze hydrant has a hinged covered box for positive protection against freezing as the closing valve is located below the frost line. When hydrant is shut off, water is drained from the casing through the drain hole in the valve housing. The heavy duty hinged cover and box are particularly suitable for traffic areas which require a flush with the ground installation such as in parking decks, outside exhibition areas, etc. The locking cover prevents unauthorized use.



# COMMERCIAL BOXED GROUND HYDRANTS

NON-FREEZE – CAST IRON – BRONZE – FLUSH INSTALLATION



## Fig. # M-V475, M-V476, M-V477

Flush Box Hydrant with Vacuum Breaker

Hose Connection: 3/4"  
Inlet Connection: 3/4" Male N.P.T.

Flush box hydrants are ideal for year-round source of water for commercial, industrial, recreational, and residential installations. These units feature the two-pipe design for long-term use and ease of maintenance. They feature flush-type, freeze resistant hose outlets designed to prevent vandalism and waste of water. The vacuum breaker prevents back siphonage and the danger of pollution to the water supply. The operating key works both the operation of the hydrant.

- **M-V475** – union tail and nut on inlet
- **M-V476** – bottom inlet
- **M-V477** – galvanized pipe casting, bottom inlet and bronze box and lid



## Fig. # M-475 (3/4"), M-5100 (1"), M-E475, M-E575

Flush Box Hydrant

Hose Connection: 3/4"  
Inlet Connection: 3/4" or 1" Male N.P.T.

The flush box hydrants are for use where a flush type hose outlet is desired. The hydrant box can be installed in sod, pavement or concrete. The top of the unit is installed flush with surrounding surface and all working parts are located below grade, perfectly concealed and out of the way when the lid is closed. When the lid is lifted and hose is connected, the water supply is turned on with a loose key. Features a one-piece brass bottom connection with inlet and outlet connection. The working parts are removable without digging. These hydrants are ideal for parks, playgrounds, city streets, recreational areas, cemeteries, railroad terminals and lawns.

- **M-475 (3/4")/5100 (1")** - union tail and nut on inlet

### ECONO-WASHER BOX (CI BOX & LID)

- **M-E475** – Plain Lid, bottom inlet
- **M-E575** – Locking Lid, bottom inlet



# COMMERCIAL BOXED GROUND HYDRANTS

NON-FREEZE – CAST IRON – BRONZE – FLUSH INSTALLATION



## Fig. # M-5150, M-6150

Large Volume Flush Box Hydrant

Hose Connection: 1-1/2"  
Inlet Connection: 1-1/2" Male N.P.T.

The flush box hydrants are for use where a larger flush hose connection is desired. The hydrant box can be installed in sod, pavement or concrete. The top of the unit is installed flush with surrounding surface and all working parts are located below grade, perfectly concealed and out of the way when the lid is closed. When the lid is lifted and hose is connected, the water supply is turned on with a loose key. Features a one-piece brass bottom connection and inlet and outlet connection. The working parts are removable without digging. These hydrants are ideal for parks, playgrounds, city streets, recreational areas, cemeteries, railroad terminals, lawns and washing down artificial turf fields.

- **M-6150** – Locking Lid
- Available in other material on special order.



## Fig. # M-577LL, M-477

Flush Boxed Hydrant with Bronze Box and Locking Cover and Galvanized Steel Inner and Outer Pipes.

Hose Connection: 3/4"  
Inlet Connection: 3/4" Male N.P.T.

Flush box hydrants are ideal for year-round water access that is inconspicuous and unobtrusive. These units feature the two-pipe design for long-term use and ease of maintenance. The top of the unit is installed flush with surrounding surface and all working parts are located below grade, perfectly concealed and out of the way when the lid is closed. When the lid is lifted and hose is connected, the water supply is turned on with a loose key. Features a one-piece brass bottom connection and inlet and outlet connection. The working parts are removable without digging. These hydrants are ideal for parks, playgrounds, city streets, recreational areas, cemeteries, railroad terminals and lawns.

- **M-477** – Plain Lid
- **M-577LL** – Locking Lid





# COMMERCIAL POST AND YARD HYDRANTS

## FEATURES AND BENEFITS

Murdock post and yard hydrant are the foundation of the brand. Since 1853, Murdock has manufactured the "Genuine" brand of hydrants. In 1869, Murdock introduced the "Genuine" Street Washers known today as flush box hydrants or "street washers." To this day, Murdock hydrants are still made to the same exacting standards in quality of materials and workmanship.

The Murdock line of hydrants is built for long-life and freedom of repairs to their inner works.

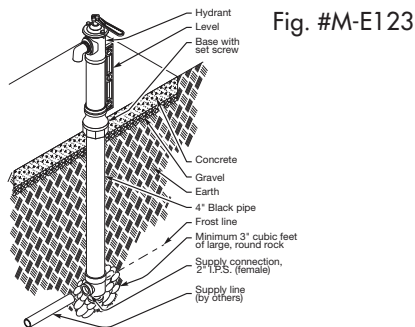
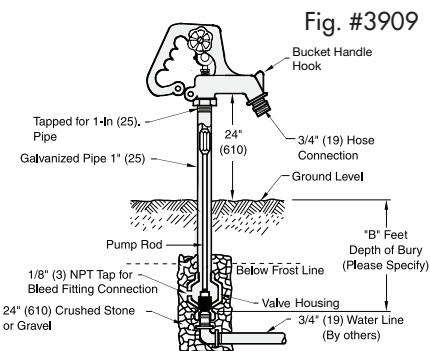
### Some of the common components of a Murdock hydrant are:


- Valve stem, valve body, bottom connection and tail and tail nut are made of heavy red brass castings and bar stock.
- One-piece brass bottom connection
- Premium quality gray iron and steel pipe castings.
- Best grade in pipe and casting.



Fig. #M-175

Features	M-3909	M-3910, M-3911	M-3912, M-3913, M-3914	M-10	M-E123, M-E10, M-E75	M-75, M100 M-175, M-1100 M-2100, M-2000	M-150	M-200
Non-freeze, self-draining	•	•	•	•	•	•	•	•
Galvanized casing	•							
Bronze hydrant & CI casting guard		•	•					
Bronze hydrant & Grey Iron stock				•	•	•	•	•
Specify depth of bury	•	•	•	•	•	•	•	•





Post Hydrant

**Fig. #M-3909**

Post Hydrant

Hose Connection: 3/4"

Inlet Connection: 3/4" Male N.P.T

Used where an above ground water outlet is required in areas which are subject to freezing temperatures. Freezing is prevented by burying the valve housing below the frost line and draining water from the casing after shut-off.

- Adjustable flow wheel lock handle
- Hydrant is provided with a Bucket Handle Hook above the nozzle for ease of bucket filling
- Galvanized casing



**Fig. #M-3910, M-3911**

Post Hydrant

Hose Connection: 3/4" or 1"

Inlet Connection: 3/4" or 1"

Male N.P.T.

Used where an above ground water outlet is required in areas which are subject to freezing temperatures. Freezing is prevented by burying the valve housing below the frost line and draining water from the casing after shut-off.

- Loose fit "T" handle key
- Bronze hydrant and cast iron casting guard
- Commercial and light commercial construction applications



**Fig. #M-3912, M-3913, M-3914**

Post Hydrant

Hose Connection: 1-1/4", 1-1/2" or 2"

Inlet Connection: 1-1/4", 1-1/2" or 2" Male N.P.T.

Used where an above ground water outlet is required in areas which are subject to freezing temperatures. Freezing is prevented by burying the valve housing below the frost line and draining water from the casing after shut-off.

- Loose fit "T" handle key
- Bronze hydrant and cast iron casting guard
- Commercial and light commercial construction applications





# COMMERCIAL POST AND YARD HYDRANTS

COMPRESSION – LEVER – PEDAL – WHEEL – POST – WATER SAFE TYPES



M-E10



M-E75

## Fig. #M-10

Compression Hydrant –  
Murdock, Jr.

Hose Connection: 3/4"  
Inlet Connection: 3/4" Male  
N.P.T

This post hydrant is a favorite with the farmer and gardener for all watering uses. This streamlined compression post hydrant features the two-pipe design for long-term use and ease of maintenance. The 2" outer casing pipe shell protects the inner water supply pipe. The M-10 uses all of the same parts found in all other Murdock compression post hydrants with the exception of the stock, base and inlet connection. The working parts on this hydrant are removable without digging. The valve washers are of high grade oak tanned leather.

The freeze resistant valve is located below frost line and the supply drains after each operation.

- Side inlet connection



## Fig. #M-E123, M-E10, M-E75

Econo-Lever, Post and  
Compression Hydrants

Hose Connection: 3/4"  
Inlet Connection:  
3/4" Male N.P.T

The Econo Series combines the unparalleled qualities of fine materials and expert workmanship that ensure minimum maintenance. These units feature the two-pipe design for long-term use and ease of maintenance. The 2" outer casing pipe protects the water supply pipe. The working parts are removable without digging. The valve washers are of high grade oak tanned leather.

The freeze resistant valve is located below frost line and the supply drains after each operation.

Overall Height: From ground  
to top of hydrant: 24"  
Nozzle Height: From ground  
to end of nozzle: 18"



M-E123

- **M-E123** – The loose 7" lever gives excellent protection against accidental valve openings that waste valuable water and the one-piece brass bottom and outlet connection give freeze protection.

- **M-E10** – Wheel handle and a specialized stock and bottom connection.

- **M-E75** – Wheel handle, stylized stock and a one-piece brass bottom connection.



Fig. #M-1100

**Fig. #M-75, M-100**  
 Post Hydrant – Wheel Handle

Hose Connection: 3/4"  
 Inlet Connection: 3/4" or  
 1" Male N.P.T.

The Original M-75 and M-100 deliver year-round service outside or in unheated buildings. This compression hydrant is ideal for parks, picnic areas and farms. It is designed for trouble-free reliability and easy maintenance.

To provide freeze resistant functionality, the control valve is located below the frost line. Turning the wheel-handle raises or lowers the internal supply-line assembly, controlling the valve. The wheel-handle is a one-piece iron casting. Stock, top and base are fabricated of heavy, one-piece iron castings.

Nozzle and inner supply assembly incorporates solid-brass castings. All solid brass castings conform to ASTM standards B61 and B62.

As with any non-freeze hydrant, the M-75 and M-100 hydrant must be operated fully "on."



**Fig. #M-175, M-1100**  
 Post Hydrant – Lever Handle

Hose Connection: 3/4"  
 Inlet Connection: 3/4" or  
 1" Male N.P.T.

The lever operated M-175 and M-1100 hydrants deliver year-round service outside or in unheated buildings. This compression hydrant is ideal for parks, picnic areas and farms. It is designed for trouble-free reliability and easy maintenance.

To provide freeze resistant functionality, the control valve is located below the frost line. Pushing down on the lever-handle raises the internal supply-line assembly, controlling the valve. The lever-handle is a one-piece brass casting. Stock, top and base are fabricated of heavy, one-piece iron castings.

Nozzle and inner supply assembly incorporates solid-brass castings. All solid brass castings conform to ASTM standards B61 and B62.

As with any non-freeze hydrant, the M-175 and M-1100 hydrant must be operated fully "on."



**Fig. #M-2100, M-2000**  
 Post Hydrant –  
 Pedal Operated

Hose Connection: 3/4"  
 Inlet Connection: 3/4" or  
 1" Male N.P.T.

The foot pedal M-2100 and M-2000 hydrants deliver year-round service outside or in unheated buildings. This compression hydrant is ideal for parks, picnic areas and farms. With hands-free operation, it is designed for trouble-free reliability and easy maintenance.

To provide freeze resistant functionality, the control valve is located below the frost line. Stepping on the pedal raises the internal supply-line assembly, controlling the valve. The 3" x 3" pedal is self-closing to prevent water waste. It is a one-piece brass casting. Stock, top and base are fabricated of heavy, one-piece iron castings.

Nozzle and inner supply assembly incorporates solid-brass castings. All solid brass castings conform to ASTM standards B61 and B62.

As with any non-freeze hydrant, the M-2100 and M-2000 hydrant must be operated fully "on."





# COMMERCIAL POST AND YARD HYDRANTS

COMPRESSION – LEVER – PEDAL – WHEEL – POST – WATER SAFE TYPES



## Fig. #M-150

Large Volume Compression Hydrant –  
Wheel Handle

Hose Connection: 1-1/2"  
Inlet Connection: 1-1/2" Male N.P.T.

Model M-150 delivers year-round service outside or in unheated buildings. This compression hydrant is ideal for auxiliary fire protection, wastewater treatment plants, railroads and other areas requiring a large volume of water. It is designed for trouble-free reliability and easy maintenance.

To provide freeze resistant functionality, the control valve is located below the frost line. Turning the wheel-handle raises or lowers the internal supply-line assembly, controlling the valve. The wheel-handle is a one-piece iron casting. Stock, top and base are fabricated of heavy, one-piece iron castings.

Nozzle and inner supply assembly incorporates solid-brass castings. All solid brass castings conform to ASTM standards B61 and B62.

As with any non-freeze hydrants, the M-150 hydrant must be operated fully "on."

Base Diameter: 5-1/4"



## Fig. #M-200

Large Volume Compression Hydrants –  
Level Handle

Hose Connection: 2"  
Inlet Connection: 2" Male N.P.T.


Model M-200 delivers year-round service outside or in unheated buildings. This compression hydrant is ideal for auxiliary fire protection, wastewater treatment plants, railroads and other areas requiring even a larger volume of water. It is designed for trouble-free reliability and easy maintenance.

To provide freeze resistant functionality, the control valve is located below the frost line. Turning the lever-handle raises or lowers the internal supply-line assembly, controlling the valve. The lever-handle is a one-piece iron casting. Stock, top and base are fabricated of heavy, one-piece iron castings.

Nozzle and inner supply assembly incorporates solid-brass castings. All solid brass castings conform to ASTM standards B61 and B62.

As with any non-freeze hydrants, the M-200 hydrant must be operated fully "on."

Base Diameter: 6-1/2"





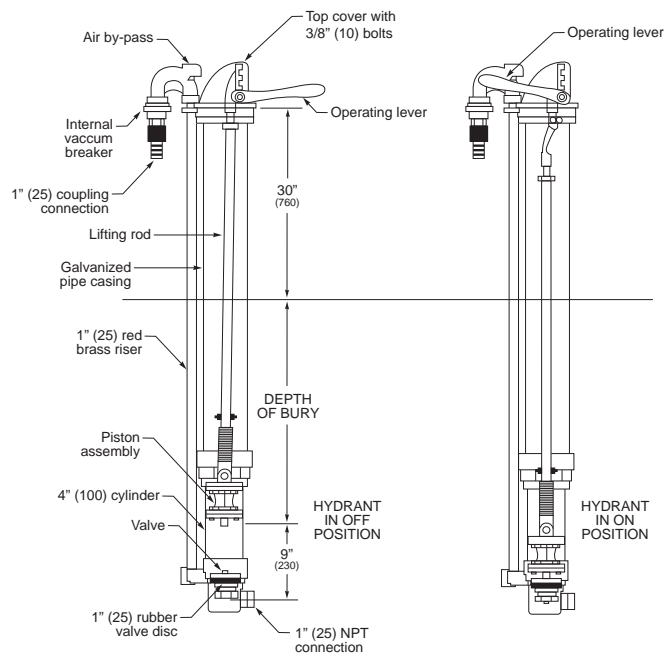


**Fig. #M-Expelo - SafeWater™**  
High Volume Supply Hydrant

Hose Connection: 1"

Inlet Connection: 1" Male N.P.T.

The Murdock Expelo is the original sanitary yard hydrant. It is designed to deliver a high volume of potable fresh water for municipal and industrial uses such as power plants, rapid rail and passage rail services. There are no potential cross-connections between the potable water supply and any drain outlet. After being used, all potable water is held in a self-contained reservoir below the frost line. When used again, the user operates the handle and the internal piston moves downward to immediately evacuate the reservoir. Unlike other sanitary hydrants that use a timed Venturi to empty their tank, the Expelo does not rely on the operator to run the hydrant for a specified period of time. Positive evacuation of the reservoir is assured every time. With proper installation, year-round operation without the use of heat tape is assured.



### Murdock Expelo Hydrant Highlights:

- Freeze resistant – yields year-round service
- Valve is lever operated
- Lead-free castings are used in all waterways
- Little or no maintenance required
- Hydrant serviceable from above grade
- Top, handle, base, valve body and all external castings are brass
- Outer casing is galvanized steel pipe
- Outer riser pipe is lead-free brass
- Solid brass coupling, nozzle and inner supply assembly, conform to ASTM standards B61 and B62
- Complies with ANSI/NSF-61 and ASSE 1057
- No cross-connections; no chance of ground water contamination





# COMMERCIAL SANITARY POST AND YARD HYDRANTS

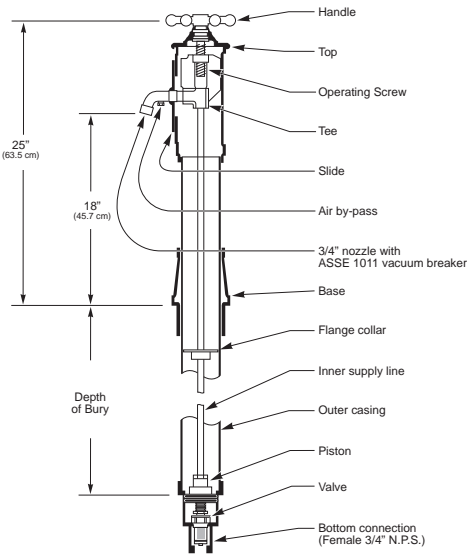
## FEATURES AND BENEFITS



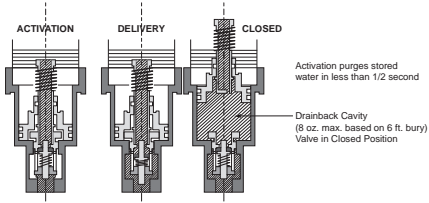
Murdock SafeWater™ Sanitary hydrants were first introduced in 1921. The SafeWater™ brand is a designation that ensures the hydrants meet or exceed the highest standard for safe public or private water usage. These sanitary hydrants are engineered to eliminate cross contamination and are intended for maximum containment of water thus ensuring safe drinking water.

### FEATURES:

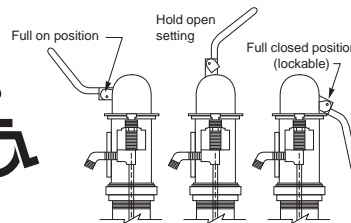
- PATENT – U.S. PATENTS PENDING
- INLET CONNECTION – 3/4" or 1" N.P.T., optional
- HOSE CONNECTION – 3/4"
- **SPECIFICATIONS:**
  - VACUUM BREAKER COMPLIES WITH ASSE 1011
  - OPTIONAL ASSE 1052 VACUUM BREAKER AVAILABLE
  - Complies with ANSI/NSF-61 and ASSE 1057-REGISTERED
  - FIELD TESTED
- AIR BY-PASS VALVE FOR POSITIVE DRAIN BACK
- LEAD FREE
- FINISH – HEAVY GRADE OF OIL-BASED GREEN ENAMEL
- HANDLES – USER INTERCHANGEABLE
- MINIMUM PRESSURE – 30 PSI
- MAXIMUM PRESSURE – 80 PSI
- FLOW RATE – 2.5 GALLONS PER MINUTE AT 30 PSI
- MAINTENANCE – INSPECT ANNUALLY, NORMAL SERVICE ABOVE GRADE



### SafeWater™ Valve Assembly a Murdock-Super Secur exclusive



**M-NPL75**  
ACCESSIBLE HANDLE  
(With padlock hole)  
Padlock not included





### Fig. #M-NPL75, M-NP75

SafeWater™ Hydrant – Lever and Wheel Handle Types

Hose Connection: 3/4"

Inlet Connection: 3/4" Male N.P.T.

These SafeWater™ hydrants deliver year-round service outside or in unheated buildings such as in a campground or park. The control valve is located below the frost line. During shutoff, a piston shall draw water from the supply column into a reservoir. An air bypass mounted in nozzle aids in the evacuation of supply column. At the next usage, the piston expels the water in the reservoir thru the nozzle before fresh water flows. This potable hydrant is protected against any surface or underground contamination.

**M-NPL75** - Lever operated handle that must be located closed.


**M-NP75** - Wheel handle

#### Specifications:

- Registered with ASSE 1057;
- ASSE 1011 compliant vacuum breaker

#### Product Features:

- Maximum operating pressure is 80 psi
- Hydrant shall not operate using Venturi action
- Flow Rat - 2.5 GPM at 30 PSI
- Hydrant serviceable from above grade
- Stock, top, base and handle are fabricated of heavy, one-piece iron castings
- Solid brass castings in nozzle and inner supply assembly conform to ASTM standards B61 and B62
- Lead-free castings shall be used in all waterways
- Specify depth of bury



### Fig. #M-3904

Sanitary Post/Yard Hydrant – PumpHandle with Locking Wheel

Hose Connection: 3/4"

Inlet Connection: 3/4" N.P.T.

Sanitary hydrant is used where an above ground water outlet is required in areas which are subject to freezing temperatures and where water is not allowed to drain from the casing into the ground. Freezing is prevented by burying the valve housing and canister below the frost line and draining water from the casing after shut-off into the sealed canister. The hydrant is engineered to be fully self-contained and easily serviced in the field.

#### Specifications:

- Complies with ASSE 1057

#### Product Features:

- Canister prevents water in the casing from draining into the surrounding gravel/soil
- Inlet and hose connection with Venturi adaptor
- Adjustable flow wheel lock handle
- Bucket Handle Hook
- Galvanized casing and stainless steel underground canister
- Meets "Sanitary" requirements for Health Departments and Plumbing Codes
- Field Testable
- Can be maintained without evacuation
- Specify depth of bury





# SPECIAL APPLICATION HYDRANTS AND ACCESSORIES

## ROOF, PADDLE AND TOWER TYPE HYDRANTS



**Fig. #M-3906**

Roof Hydrant

Hose Connection: 3/4"  
Inlet Connection:  
3/4" Male N.P.T.

Roof hydrant provides water availability for window washing, cleaning of condenser coils, cooling towers and other types of roof equipment. Valve body of hydrant is drilled and tapped with 1/8" drain hole which must be piped to a drain location.



**Product Features:**

- Adjustable flow wheel lock handle
- Non-freeze hydrant with integral vacuum breaker
- Galvanized pipe case
- Deck flange and underdeck clamp
- Bucket Handle Hook

**Fig. #M-92BFH**

ADA Post Hydrant – Paddle Handle

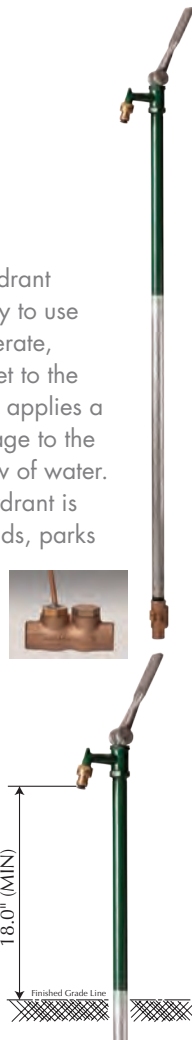
Hose Connection: 3/4"  
Inlet Connection:  
3/4" Male N.P.T.

An ADA compliant hydrant with an attractive, easy to use paddle handle. To operate, the user hooks a bucket to the outlet nozzle and then applies a small amount of leverage to the paddle to start the flow of water. This paddle handle hydrant is perfect for campgrounds, parks or any outdoor recreation location.



- Outlet to grade distance is typically 18".
- Vacuum Breaker
- Double ball check valve and drain

- **M-92** - Without vacuum breaker and double ball check valve and drain



**Fig. #M-275RV**

Dump Station Tower Hydrant

Hose Connection: 3/4"  
Inlet Connection:  
3/4" Male N.P.T.

- Vacuum breaker complies with ASSE 1011
- Coiled hose - NSF 61/62 standard
- Full flow dump station, livestock wash, or tank filler at play ground, campsite and parks
- Self-closing to prevent water waste
- Self-draining with each use
- Easily serviced from above grade
- Height & depth specifiable - freeze resistance (min. 2'-0' bury)
- Rigid column design - no spring-back hazard
- Overall height grade to top is 7'-6"





**Fig. #M-5, M-51**  
Stop & Waste Box Valve

Connections: 3/4" or 1" Female N.P.T.

The stop & waste box valve increases the efficiency and convenience of all water systems. It is designed to avoid putting the water service out of commission in case of an emergency. A stop and waste box valve should be installed ahead of every outdoor water fixture. The M-5 box valve is less expensive than similar stop-cock and service boxes, and it does not require the long key.

**Product Features:**


- Sturdily constructed of brass, steel and cast iron. Female N.P.T. connections
- Specify size and depth of bury



**Fig. # -BFH**  
Ball Check Valve

Heavy duty hydrants are equipped with a double ball check valve on the ground drain and a vacuum-breaker on the outlet. The double-ball check valve is vented externally and comes with teflon balls for 0% water absorption. The vacuum-breaker prevents unwanted back-siphonage into the unit from an attached hose.

- Ball check valve satisfies many code requirements
- Available in: 3/4", 1", 1 1/2", 2"
- Specify -BFH for the following post and yard hydrants only:
  - M-E10, 3/4"
  - M-75, 3/4"
  - M-175, 3/4"
  - M-100, 1"
  - M-150, 1-1/2"
  - M-200, 2"
  - M-92, 3/4"



**Fig. # -LC-1**  
Optional Hydrant Locking Cap

Specify -LC-1 for the locking cap for any of the following commercial post and yard hydrants:

- M-10
- M-E123, M-E10, M-E75
- M-75





# SPECIAL APPLICATION HYDRANTS AND ACCESSORIES

## SILCOCKS AND WALL AND STANDPIPE HOSE VALVES



**Fig. #M-3630**

Freezeless Sillcock

Hose Connection: 3/4"  
Inlet Connection: 3/4" Male N.P.T. x 1/2"  
Female N.P.T.

Exposed anti-siphon non-freeze lawn faucet with chrome finish, black handle, brass casing, bronze interior parts, internal vacuum breaker, and operating rod with free-floating compression closure valve.

**Product Features:**

- Used for small shopping centers, homes, service stations, churches, motels, and fast food restaurants
- Backflow protected
- Self-draining, freezeless sillcock
- Complies with ASSE Standard 1019-A
- IAPMO Listed, File No. 3856
- Specify wall thickness



**Fig. #M-3672, 3673**

Mild Climate, Anti-Siphon Sillcock

Hose Connection: 3/4"  
Inlet Connection: 3/4" or 1/2" Female N.P.T.

Exposed anti-siphon wall faucet for mild climate installations. Complete with external vacuum breaker, rough brass or chrome finish, black handle, brass casing, bronze interior parts, and 3/4" male hose connection.

**Product Features:**

- Used in mild climate areas on homes, service stations, churches, motels, and fast food restaurants and in garden, lawn, and other water systems
- A vacuum breaker, backflow protected wall sillcock
- Vacuum breaker complies with ASSE Standard 1019-A
- IAPMO Listed, File No. 3856
- Loose key furnished with each sillcock
- Specify 3/4" or 1/2" inlet connection, and rough brass or chrome finish



**Fig. #8120, 8121 Hose Valve**

Bent Nose with Flange and Vacuum Breaker

Hose Connection: 3/4"  
Inlet Connection: 3/4" Female N.P.T.

Exposed anti-siphon wall faucet for mild climate installations. Complete with external vacuum breaker, rough brass or chrome finish, black handle, brass casing, bronze interior parts, and 3/4" male hose connection.

**Product Features:**

- Used in mild climate areas on homes, service stations, churches, motels, and fast food restaurants and in garden, lawn, and other water systems
- A vacuum breaker, backflow protected wall sillcock
- Vacuum breaker complies with ASSE Standard 1019-A
- IAPMO Listed, File No. 3856
- Loose key furnished with each sillcock
- Specify 3/4" or 1/2" inlet connection, and rough brass or chrome finish





**Fig. #8125, 8126 Hose Valve**  
Bent Nose and Vacuum Breaker

Hose Connection: 3/4"  
Inlet Connection: 3/4" Female N.P.T.

For installation on supply pipes 6" to 36" high in interior and exterior locations that are not subject to freezing. Valves close with the pressure and feature a replaceable cartridge which contains all wearing parts including the seat. The vacuum breaker on the 8126 prevents contamination of potable water supply and complies with ASSE Standard 1011.

**Product Features:**

- Cartridge operated and furnished with a lock shield bonnet and removable loose key handle.
- Horizontal supply valves have integral wall flange and are used both inside and outside.
- Regularly furnished in rough bronze.
- Optional finishes are rough chrome plate for exterior walls and polished chrome plate for interior walls.
- Vertical standpipe supplied valves are normally used for outside planting areas.



**Fig. #8130, 8131 Hose Valve**  
Straight Nose and Vacuum Breaker

Hose Connection: 3/4"  
Inlet Connection: 3/4" Female N.P.T.

For installation on supply pipes 6" to 36" high in interior and exterior locations that are not subject to freezing. Valves close with the pressure and feature a replaceable cartridge which contains all wearing parts including the seat. The vacuum breaker on the 8131 prevents contamination of potable water supply and complies with ASSE Standard 1011.

**Product Features:**

- Cartridge operated and furnished with a lock shield bonnet and removable loose key handle.
- Horizontal supply valves have integral wall flange and are used both inside and outside.
- Regularly furnished in rough bronze.
- Optional finishes are rough chrome plate for exterior walls and polished chrome plate for interior walls.
- Vertical standpipe supplied valves are normally used for outside planting areas.



**Fig. 8135, 8136 Hose Valve**  
Inverted Nose and Vacuum Breaker

Hose Connection: 3/4"  
Inlet Connection: 3/4" Female N.P.T.

For flush with surface installation in interior and exterior planter box locations that are not subject to freezing. Valves close with the pressure and feature a replaceable cartridge which contains all wearing parts including the seat. The vacuum breaker on the 8136 prevents contamination of potable water supply and complies with ASSE Standard 1011.

**Product Features:**

- Cartridge operated and furnished with a lock shield bonnet and removable loose key handle.
- Horizontal supply valves have integral wall flange and are used both inside and outside.
- Regularly furnished in rough bronze.
- Optional finishes are rough chrome plate for exterior walls and polished chrome plate for interior walls.
- Vertical standpipe supplied valves are normally used for outside planting areas.



## ACORN FAMILY OF COMPANIES



MURDOCK-SUPER SECUR  
Drinking Fountains, Hydrants,  
Pre-engineered Modular Buildings,  
Restroom Fixtures and Accessories

P.O. Box 3527 • City of Industry,  
CA 91744-0527 U.S.A.  
Tel 800-45-DRINK • 626-333-2543  
Fax 626-855-4860  
[www.murdock-supersecur.com](http://www.murdock-supersecur.com)



Est. 1954

ACORN ENGINEERING COMPANY  
Manufacturers of Engineered Plumbing Products  
P.O. Box 3527 • City of Industry, CA 91744 U.S.A.  
Tel 800-488-8999 • 626-336-4561 • Fax: 626-961-2200  
Web: [www.acorneng.com](http://www.acorneng.com)



ACORN-GENCON PLASTICS, LLC  
Injection Molded Products  
13818 Oaks Avenue • Chino, CA 91710 U.S.A.  
Tel 909-591-8461 • Fax 909-628-7465  
[www.acorn-gencon.com](http://www.acorn-gencon.com)



ACORN SAFETY  
Emergency Drench Systems  
P.O. Box 3527 • City of Industry, CA 91744-0527 U.S.A.  
Tel 800-591-9360 • Fax 626-937-1213  
[www.acornsafety.com](http://www.acornsafety.com)



VACUUM PLUMBING SYSTEMS

ACORNVAC, INC.  
Vacuum Plumbing Systems  
13818 Oaks Avenue, Chino, CA 91710  
Tel. 800-591-9920 • Tel. 909-902-1141 • Fax: 909-902-5041  
[www.acornvac.com](http://www.acornvac.com)



CHRONOMITE LABORATORIES, INC.  
Tankless Electric Water Heaters  
P.O. Box 3527 • City of Industry, CA 91744-0527 U.S.A.  
Tel 800-447-4962 • Fax 626-937-4279  
[www.chronomite.com](http://www.chronomite.com)



ELMDOR/STONEMAN MANUFACTURING  
Access Doors and Roof Flashing Assemblies  
P.O. Box 3527 • City of Industry, CA 91744-0527 U.S.A.  
Tel 800-591-9181 • 626-968-8699 • Fax 626-333-4109  
[www.emdorstoneman.com](http://www.emdorstoneman.com)



JAY R. SMITH MFG. CO.®  
Plumbing and Drainage Products  
P.O. Box 3237 • Montgomery, AL 36109-0237  
Tel 800-467-6484 • 334-277-8520 • Fax 334-272-7396  
[www.jrsmith.com](http://www.jrsmith.com)



NEO-METRO®  
Luxury Stainless Steel Plumbing Fixtures  
P.O. Box 3527 • City of Industry, CA 91744-0527 U.S.A.  
Tel 800-591-9050 • 626-855-4854 • Fax 626-937-4725  
[www.neo-metro.com](http://www.neo-metro.com)



POTTER ROEMER  
Fire Protection Equipment  
P.O. Box 3527 • City of Industry, CA 91744-0527 U.S.A.  
Tel 800-366-3473 • Fax 626-937-4777  
[www.potterroemer.com](http://www.potterroemer.com)



WHITEHALL MANUFACTURING  
Hospital and Therapy Products  
P.O. Box 3527 • City of Industry, CA 91744-0527 U.S.A.  
Tel 800-782-7706 • 626-968-6681 • Fax 626-855-4862  
[www.whitehallmfg.com](http://www.whitehallmfg.com)



FAMILY OF COMPANIES

SPM 2147  
L1001294  
7/11